

Time-Varying Rates of Return, Bonds, Yield Curves

(Welch, Chapter 05)

Ivo Welch

Mon Jun 20 23:48:30 2022

Maintained Assumptions

Perfect Markets

1. No differences in opinion.
2. No taxes.
3. No transaction costs.
4. No big sellers/buyers—infininitely many clones that can buy or sell.

Perfect Certainty

BUT NO LONGER Equal Returns Per Period

Time-Varying Preferences

Oranges cost more in the winter than in the summer, because they are scarcer.

Maybe investors like bonds more if they come due sooner?
Or bonds that come due when they retire?

Generalization of Constant RoRs

All earlier formulas hold!

- ▶ The only difference is that $(1 + r_{0,t}) \neq (1 + r)^t$.
- ▶ The main complication is that we now need many subscripts—one for each period.
- ▶ Notation becomes painful. Unavoidable.

Rates of Return (T=3)

$$(1 + r_{0,3}) = (1 + r_{0,1}) \cdot (1 + r_{1,2}) \cdot (1 + r_{2,3}) .$$

$$(1 + r_{0,3}) = (1 + r_1) \cdot (1 + r_2) \cdot (1 + r_3) .$$

- ▶ Recall that r_j was/is an abbrev for $r_{j-1,j}$.

NPV (T=3)

$$\begin{aligned} & C_0 + \frac{C_1}{(1+r_{0,1})} + \frac{C_2}{(1+r_{0,2})} + \frac{C_3}{(1+r_{0,3})} \cdot \\ &= C_0 + \frac{C_1}{(1+r_{0,1})} + \frac{C_2}{(1+r_{0,1}) \cdot (1+r_{1,2})} \\ &\quad + \frac{C_3}{(1+r_{0,1}) \cdot (1+r_{1,2}) \cdot (1+r_{2,3})} \cdot \end{aligned}$$

Time-Varying Rates of Returns

$$(1 + r_{t,t+i}) = (1 + r_{t,t+1}) \cdot (1 + r_{t+1,t+2}) \cdots (1 + r_{t+i-1,t+i})$$

$$= (1 + r_{t+1}) \cdot (1 + r_{t+2}) \cdots (1 + r_{t+i}) = \prod_{j=t+1}^{t+i} (1 + r_j) .$$

- ▶ Recall that r_j is an abbrev for $r_{j-1,j}$.

Present Value

$$PV = \sum_{t=1}^{\infty} \left[\frac{CF_t}{(1 + r_{0,t})} \right] = \sum_{t=1}^{\infty} \left[\frac{CF_t}{\prod_{j=1}^t (1 + r_j)} \right] .$$

...In Non-Math Language

- ▶ Here is a computer program that executes this formula.
- ▶ It relies on two functions:
 - ▶ $CF(t)$ is cashflow at time time t
 - ▶ Interest rate from $t - 1$ to t is $r(t - 1, t)$.

Computer Program

```
df <- 1.0
PV <- 0.0
for time t=0 to infinity do
  df <- df/( 1+r(t-1,t) )
  PV <- PV + CF(t) * df
return PV
```

Inflation and Real Rates

see [c05-inflation.pdf](#).

Treasury Fixed Income

Warning: By necessity, “fixed income” is the most algebra-heavy subject in finance.

- ▶ It is all about interest rates.
- ▶ It is also the most applied practical material in corpfin.
- ▶ Debt financing is more common than equity financing.

US Treasuries Background I

“Most important financial security in the world.”

Outstanding *ca* 2022:

- ▶ US Treasuries , \approx \$23 trillion
 - ▶ \$70k/citizen, \$150,000/employed.
- ▶ Mortgage Bonds , \approx \$12 trillion
- ▶ Corporate Bonds , \approx \$10 trillion
- ▶ Muni Bonds , \approx \$4 trillion
- ▶ Total Fixed Income: \approx \$53 trillion

US Treasuries Background II

Annual trading is > \$150 trillion.

- ▶ Turnover > 5 Times!

Bond Names:

- ▶ Bills (-0.99yr)
- ▶ Notes (1yr-10yr)
- ▶ Bonds (10yr-).

US Treasuries Background III

This market is close to “perfect”:

- ▶ Extremely low transaction costs (for traders).
- ▶ Few opinion differences (inside information).
- ▶ Deep market—many buyers and sellers.
- ▶ Income taxes depend on owner.

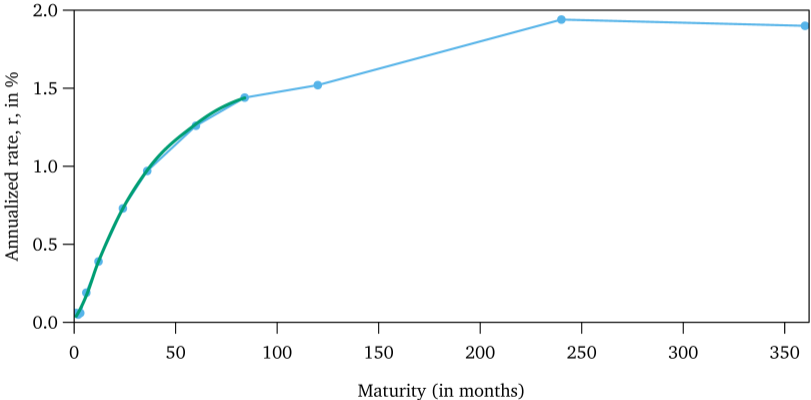
- ▶ (Almost) no uncertainty about repayment.
 - ▶ PS: market could still be perfect with uncertain payoffs.

The Yield Curve (YC)

The yield curve is the plot of annualized yields (Y-axis) against time-to-maturity (X-axis).

(Zero-coupon = Strip) US Treasuries are perhaps the *simplest* financial instrument in the world.

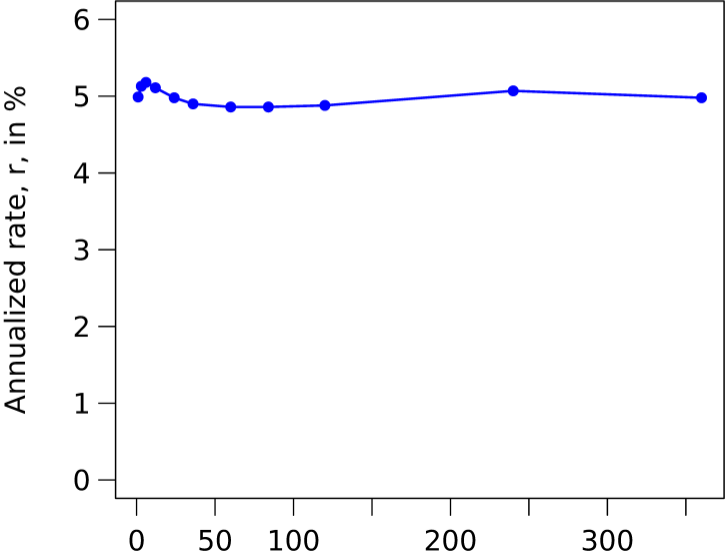
Graph: YieldCurve Dec 2021



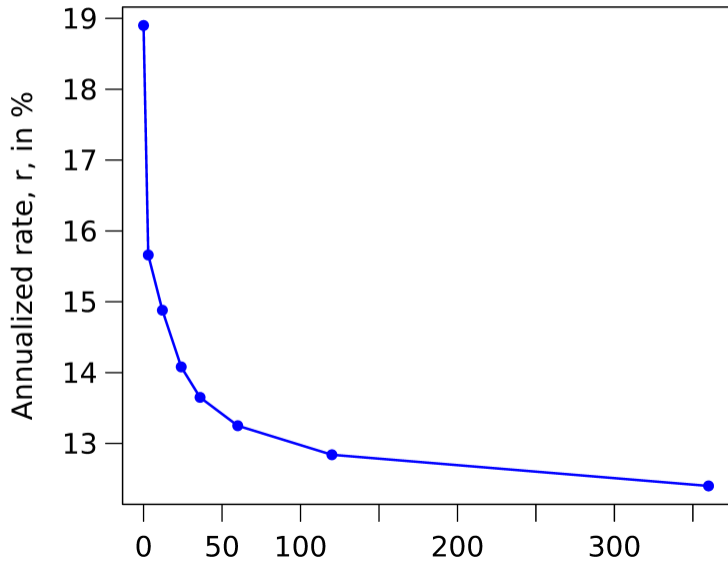
Treasury YC Slopes

- ▶ Can the Treasury yield curve be flat?
- ▶ Can it slope up?
- ▶ Can it slope down?

Graph: YC Jan 2007



Graph: YC Dec 1980



“Term Structure”

A **yield curve** is a fundamental tool of finance.

- ▶ It always graphs *annualized* rates.
- ▶ It measures differences in the costs of capital for (risk-free) projects with different horizons.
- ▶ The most important yield curve is the US Treasuries Yield Curve
 - ▶ Default, unless otherwise specified.

“Term Structure”

There are many variations on the yield curve in use in the real world:

- ▶ Treasuries, TIPS, Munis
- ▶ German Bonds
- ▶ Corporate Bonds.
- ▶ Many Others

Better Deal?

In a PCM, is a 3-year T-note with a higher interest rate a better deal than a 3-month T-bill with a lower interest rate?

Common YC Slope

What is the most common yield curve shape?

Meaning of YC Slope

What does an upward sloping or downward sloping yield curve mean for the economy (not for an investor)?

Fed Control?

Does the Fed control the (Treasury) yield curve?

Spot and Forward Rates

- ▶ **Spot** interest rate: a currently prevailing interest rate for an investment starting today.
- ▶ **Forward** (interest) rate: an interest rate that will begin with a cash investment in the future.
 - ▶ A forward rate is the opposite of a spot rate.

Like all other interest rates, spot and forward rates are usually quoted in annualized terms.

Annualized Spot Rate

What is the annualized spot rate on a 1-month US T-bill today?

Annualized Spot Rate

What is the annualized spot rate on a 30-year US T-bond today?

Future Interest Rates?

- ▶ What does the yield curve today imply about future interest rates?
- ▶ Can you lock in future interest rates today?

Double-Subscript Painful Notation

An annualized interest rate over 15 years is denoted as: $r_{\overline{15}}$

- ▶ This contrasts with our notation for the 15-year non-annualized holding interest rate ($r_{0,15}$).

$$(1+r_{\overline{15}})^{15} \equiv (1+r_{0,15}) \equiv (1+r_{0,1}) \cdot (1+r_{1,2}) \cdot \dots \cdot (1+r_{14,15}) .$$

$$\iff (1+r_{\overline{15}}) \equiv (1+r_{0,15})^{1/15} .$$

General Annualized Rates

$$(1 + r_{\bar{t}})^t \equiv (1 + r_{0,t}) .$$

$$\iff (1 + r_{\bar{t}}) \equiv (1 + r_{0,t})^{1/t} .$$

Notation Non-Generality

- ▶ There is no standard notation for annualized.
- ▶ Overbar is our notation, reminiscent of average.
- ▶ Some use R but mean $1 + r$. Others mean r by R . Some use rf . etc.
- ▶ Ask!

Our Example: $r_{0,5} = 27.63\% \iff r_{\overline{5}} = 5\%$.

Notation Summary

$$(1 + r_{0,1}) = (1 + r_{\bar{1}})^1 = (1 + r_{0,1}) .$$

$$(1 + r_{0,2}) = (1 + r_{\bar{2}})^2 = (1 + r_{0,1}) \cdot (1 + r_{1,2}) .$$

$$(1 + r_{0,3}) = (1 + r_{\bar{3}})^3 = (1 + r_{0,1}) \cdot (1 + r_{1,2}) \cdot (1 + r_{2,3}) .$$

- ▶ Now: year 0.
- ▶ The interest rate from year 1 to year 2 is the 1-year *forward* rate in one year, $r_{1,2}$.
- ▶ The interest rate from year 2 to year 3 is the 1-year *forward* rate in two years, $r_{2,3}$.
- ▶ In a world of certainty, the forward rate will be the future spot rate: We know it!

Approximate Rates

- ▶ An annualized rate is more like an *average*.
- ▶ A holding rate is more like a *sum*.

Chained Bonds

- ▶ A 1-year bond has a RoR of 5%.
- ▶ When it will come due, you will be able to purchase another 1-year bond that will have an (annual) RoR of 10%.
- ▶ When this second bond will come due, you will be able to purchase another 1-year bond that will have an (annual) RoR of 15%.

Worksheet

- ▶ What are the three total *holding* RoRs?
- ▶ What are the three *annualized* RoRs?

(Calculator VERBOTEN. Use your intuition.)

Table of Rates of Return

T (End)	Spot + Forward	Holding	Annualized
1			
2			
3			

Three Holding Rates

What are the three *holding* rates exactly?

Three Annualized Rates

What are the three annualized interest rates exactly?

Next Example

- ▶ The 1-year bond annualized RoR is 5%/y.
- ▶ The 2-year bond annualized RoR is 10%/y.
- ▶ The 3-year bond annualized RoR is 15%/y.

- ▶ **First w/o a calculator, then with.**

Holding Rates of Return

- ▶ **First w/o a calculator, then with.**
- ▶ What are the three holding RoRs?
- ▶ What are the three spot and future RoRs?

Fill In

T (End)	Spot + Forward	Holding	Annualized
1			
2			
3			

Assess Magnitudes First

- ▶ Use over-the-envelope intuition for magnitudes.
- ▶ Because the annualized yield is an average of spot/forward rates, the forward rates rises/declines faster than the yield curve.
- ▶ Example: if $r_1 = 5\%$ and $r_2 = 6\%$, then $r_{1,2} > 6\%$, because 5% and $r_{1,2}$ “geo-averaged” must come to 6%.
- ▶ By this argument, $r_{1,2}$ should be about 7%.

Equivalence of Curves

The following contain the same information:

- ▶ full set of annualized rates (yield curve),
- ▶ full set of spot and forward rates,
- ▶ full set of holding rates (0 to y).

Each can be translated into the others.

YC Summary

The *Yield Curve* (YC) is the *Term Structure of Interest Rates*, with the curve plotting

- ▶ the annualized interest rate on the y-axis
- ▶ against the time of the payment on the x-axis.

Nerd: Treasury Strips

- ▶ Although we pretend that YC are based on true x -year *strips* (interest rates), usually they are from interest rates from x -year coupon bonds.
- ▶ The duration for such bonds is shorter than their maturity. Usually, the yield difference is small.
- ▶ Strips are the real thing: zero-coupon bonds.
- ▶ Unless you are a bond trader, you can probably ignore this difference.

Upward-Sloping YCs

What does an upward-sloping yield curve mean for an investor?

- ▶ 4A, Higher future inflation? (not usually)
- ▶ 4B, Higher future interest rates? (not usually)
- ▶ 4C, Bargains? (not usually)

Upward-Sloping YC II

- ▶ 4D, Risk Compensation? (most likely, yes)
 - ▶ In the real world, you have a choice:
 - ▶ Lock in future interest rates (gives you what we calculated).
 - ▶ There is very little transaction cost to do this (financial markets are close-to-perfect)
 - ▶ Take your chances: future actual interest rates may be higher/lower than the interest rates you could lock in today.
 - ▶ “risk premium”: risk is higher for longer-term investments
 - ▶ e.g.: if the firm can go bankrupt or inflation may erode the value of the repayment
 - ▶ Implies an upward-sloping yield curve.

Interest Rate Sensitivity

- ▶ What happens to the value of a bond (a loan) that you already own when interest rates increase?
- ▶ Does the loan length matter?

Example: 30-Year Bond

- ▶ A 30 year bond that promises 8% interest rate costs ($\$100/1.08^{30} \approx$) \$9.94 for each \$100 promise.
- ▶ If the interest rate increases by 10 basis points, the price changes to \$9.67.
- ▶ The holding RoR is

$$\$9.67/\$9.94 - 1 \approx -2.74\% .$$

- ▶ For each \$100 in investment, you would have lost \$2.74!

Example: Shorter Bonds

- ▶ For a 1-year bond, the same calculation

$$p_0 = \$100/1.08 \approx \$92.593 .$$

$$p_1 = \$100/1.081 \approx \$92.507 .$$

$$r = p_1/p_0 - 1 \approx -0.09\% .$$

- ▶ (Assume its instant — the time from 0 to 1 is 1 second.)

- ▶ For a 1-day bond, the calculation

$$p_0 = \$100/1.08^{1/365} \approx \$99.979 .$$

$$p_1 = \$100/1.081^{1/365} \approx \$99.9787 .$$

$$r = p_1/p_0 - 1 \approx -0.00025\% .$$

- ▶ 1-day bonds are practically risk-free.
 - ▶ even big interest rate movements make very little difference.

Relative Sensitivity

The interest rate sensitivity of a 30-year bond is higher than that of a 1-year (or 1-day bond).

Which is Riskier?

- ▶ If 10bp economy-wide interest rate changes are *equally* likely for 30-year as 1-day rates, then 30-year bonds are riskier investments.
- ▶ **In the real world**, short-rate changes of 10bp are more common for short (1-year) economy-wide rates than for long (30-year) ones.
 - ▶ Long-rate changes are usually smaller.
 - ▶ ...but not so commonly smaller as to negate the fact that the 30-year is usually riskier than the 1-year.

Risk or Interest Rate Expectation?

- ▶ If we allow for uncertainty, long-term bond investors usually get more yield for 2 reasons:
 - ▶ because of higher expected RoRs in the future (e.g. due higher future inflation rates),
 - ▶ and/or because they are earning a “risk premium” (to be discussed soon).
- ▶ **Empirical Evidence:** primarily risk premium.
 - ▶ (though not necessarily always).

YC Corporate Lessons I

- ▶ A project of x-years is not simply the same as investing into x consecutive 1-year projects.
 - ▶ Different animals.
 - ▶ Longer-term projects can require different (usually higher) costs of capital.
- ▶ The fact that longer-term projects may have to offer higher RoRs (could but) need not be due to higher risk.
 - ▶ Even default-free Treasury bonds do so.
 - ▶ Sometimes called the *Term Premium*.

YC Corporate Lessons II

- ▶ Of course, long-term projects are also often riskier.
 - ▶ Who knows what the future will hold?
 - ▶ Thus they often default more often.
- ▶ This extra uncertainty over longer horizons adds to why long-term projects often offer higher RoRs.
 - ▶ ... in the real world. (This chapter assumed no uncertainty.)

Project Duration I

1. Project 1 pays \$200 in 1 year, \$100 in 4 years.
 2. Project 2 pays \$300 in 4 years.
- ▶ They have the same maturity.
 - ▶ However, project 1 is clearly shorter-term.
 - ▶ How do we measure when average cash flow arrives?

Project Duration II

Plain Duration Measure:

$$\frac{1 \times \$200 + 2 \times \$0 + 3 \times \$0 + 4 \times \$100}{\$200 + \$0 + \$0 + \$100} = 2.0 .$$

- ▶ Numerator is sum of “Cash Flows times Timing.”
- ▶ Denominator is sum of “Cash Flows.”

Macauley Duration

- ▶ *Macauley* duration uses the PV and not raw cash flows.
- ▶ Example: If $r = 10\%$,

$$\frac{1 \times \$200/1.1 + 4 \times \$100/1.1^4}{\$200/1.1 + \$100/1.1^4} = 1.82 .$$

- ▶ Macauley duration tilts more towards the front (i.e., it is lower than plain duration).

Appendix: Locked Forwards

- ▶ Locking In Forward Rates:
 - ▶ Given the current yield curve, you can lock in the future interest rate today.
 - ▶ That is, you can eliminate all uncertainty about what interest rate that you will have to pay (or that you can earn).
 - ▶ **Example:** Buy and short Treasuries to lock in a 1-year Treasury rate for \$1 million beginning in year 3 and lasting until year 4.

Appendix: Future vs Forward I

- ▶ **Future Interest Rates vs Forward Rates:**
- ▶ In the real world, future interest rates can be different from forward rates.
 - ▶ If you lock in a 10-year-ahead 1-year savings interest rate today, on average you would have earned a higher RoR than you would have if you had purchased 1-year savings bonds in the open market.

Appendix: Future vs Forward II

- ▶ If you are dealing with bonds, you therefore may need more notation.
 - ▶ You now will have a future 1-year spot rate in 2030 (say $r_{2030,2031}$), and a 1-year forward rate that you can lock in today (say $f_{\text{Now},2030,2031}$, which is the 1-year forward rate locked in today).
 - ▶ Tomorrow's locked in forward rate would be $f_{\text{tomorrow},2030,2031}$, and so on.
 - ▶ Notation nightmare. Yikes.

Appendix: Continuous Compounding

- ▶ If interest is paid not once per year, but every second, this is the continuously compounded interest rate.
- ▶ CC is used heavily in option pricing.
- ▶ **Example:** 10% once; 5% twice= 10.25%; 1% ten times= 10.46%; 0.1% 100 times= 10.51%; eventually $e^{0.1} - 1 \approx 10.5171\%$.

$$r_c = \log(1 + r_s) .$$

- ▶ If r_s is simple return of 10.5171%, the cc return is

$$r_c = \log(1.105171) = 10\% .$$

- ▶ r_s is asymmetric: from -1 to ∞ .
- ▶ r_c is symmetric: from $-\infty$ to ∞ .